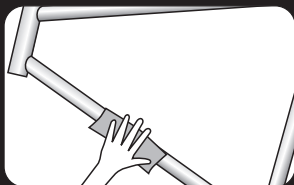
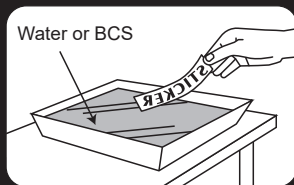


耐熱水式轉寫標系列-使用範例 Heat-Resistant Water-Transfer Application Instruction



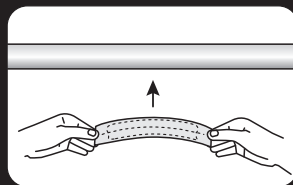
- 1** Clean surface to remove dirt, and grease.

* 清潔車架



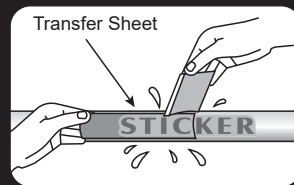
- 2** SOAK
Immerse decal in the water or BCS solvent (1part BCS and 10 parts water).

* HRNT: 浸泡水
HRT: 浸泡BCS



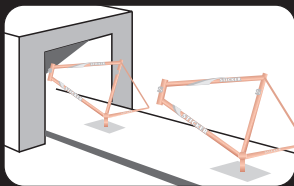
- 3** Position the decal carefully.

* 貼上貼紙



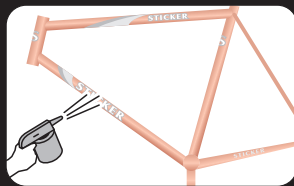
- 4** Use a flexible squeegee. Be sure to eliminate all air bubbles.

* 用橡膠製刮刀將貼紙內液體刮除



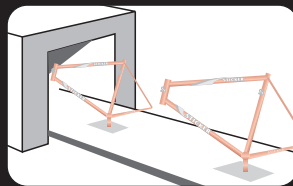
- 5** Rinse with water. Over Dry at 70~100°C for 20 min.

* 洗淨，烘烤70~100°C，20分鐘



- 6** Spray clear coating on the bike frame.

* 噴上金油



- 7** Oven-cure at 150°C for liquid coating and 180°C for power.

* 液體塗裝烘烤150°C
粉體塗裝烘烤180°C



- 8** DONE!

* 成品